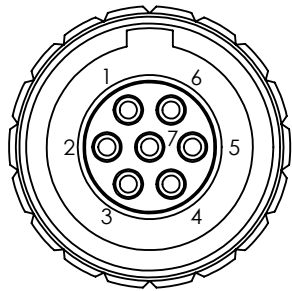
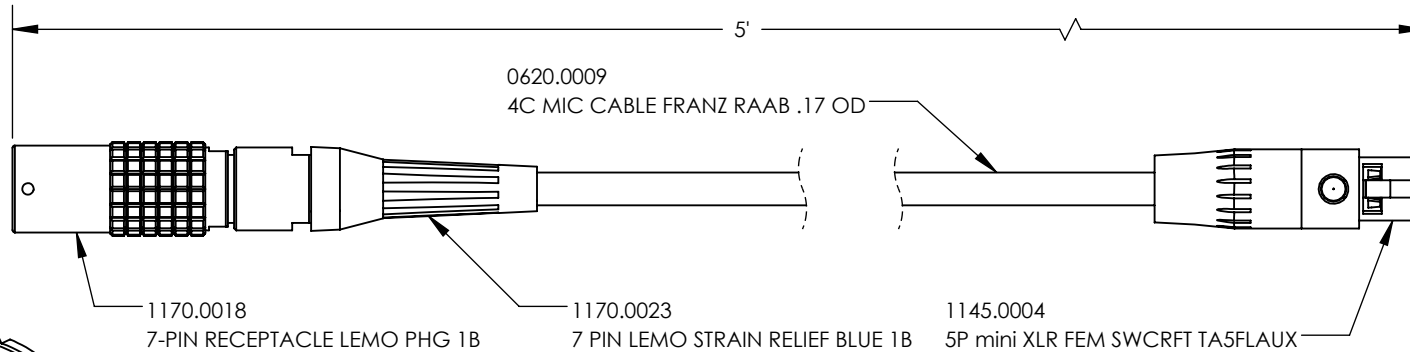
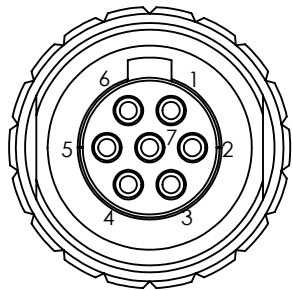


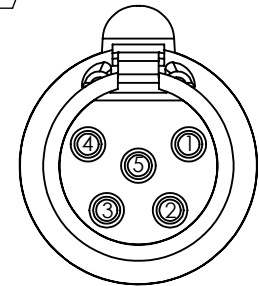
REV.	DESCRIPTION	DATE	BY	ECO
A	INITIAL RELEASE	7/16/1999	J. HIGLEY	-
B	CORRECTED END AND SOLDER VIEWS	6/4/2019	D. WEBSTER	4845



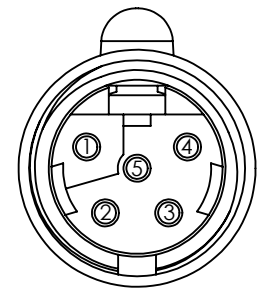
END VIEW



SOLDER VIEW



END VIEW



SOLDER VIEW

LEMO PIN	WIRE COLOR	SWITCHCRAFT PIN
SHELL	SHIELD	SHELL
2	[1]	1
4	RED	2
7	YELLOW	3
3	BLUE	4
6	CLEAR	5
1		
5		

NOTES:

- [1.] CONNECT THE SHIELD TO BOTH THE PIN AND THE CONNECTOR SHELL.
2. SEE BOM AS PROVIDED BY PCB ENGINEERING.
3. ALL EQUIVALENCIES MUST BE APPROVED BY PCB ENGINEERING.
4. ALL COMPONENTS AND PROCESSES MUST BE ROHS COMPLIANT.



TITLE
CABLE MIC 5FT SW TO 7-PIN LEMO

PROPRIETARY AND CONFIDENTIAL THIS DOCUMENT, SUBMITTED IN CONFIDENCE, CONTAINS PROPRIETARY INFORMATION WHICH SHALL NOT BE REPRODUCED OR TRANSFERRED TO OTHER DOCUMENTS OR DISCLOSED TO OTHERS OR USED FOR ANY OTHER PURPOSE WITHOUT THE WRITTEN PERMISSION OF PCB PIEZOTRONICS, INC.

AUTHOR
L. HARBAUGH
 DATE
7/16/1999

SIZE NUMBER
A CBL071
 REV.
B